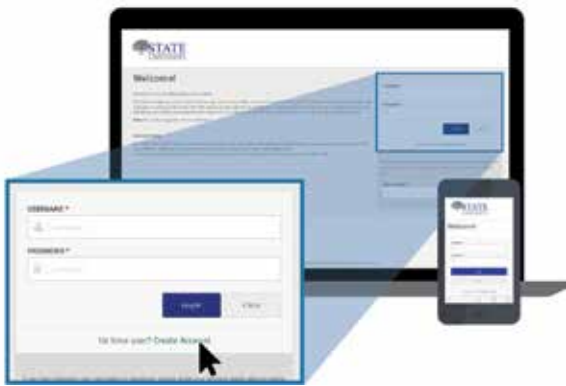


# JobLinks<sup>SM</sup>

## A Jump Start Guide for Job Seekers

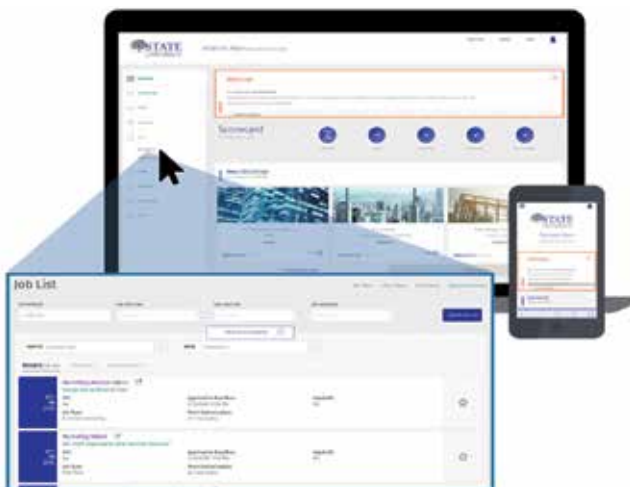
**1** Visit **JCCC's JobLinks** website at [jccc.edu/JobLinks](http://jccc.edu/JobLinks). Click on **Job and Internship Listings**. **Sign in**, or select **Create Account** if you're a first time user.



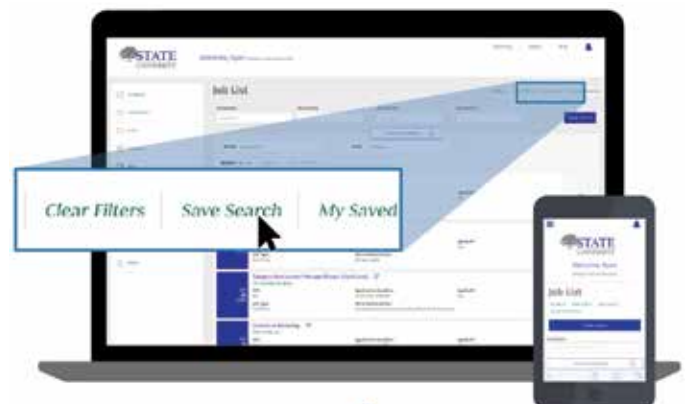
**2** Complete the 3-step registration process to complete your profile:  
1. **Enter contact information**  
2. **Answer profile questions**  
3. **Upload resume/CV**



**3** Start your job search from New Job Listings widget on the dashboard or, select **Jobs** → **Job Postings** from the menu. Then enter your search criteria and click **Update Search** to view jobs.



**4** To get notified of new matching jobs posted to your school, select **Save Search** at the top of the job board screen and follow the prompts.



 *It's that easy!*